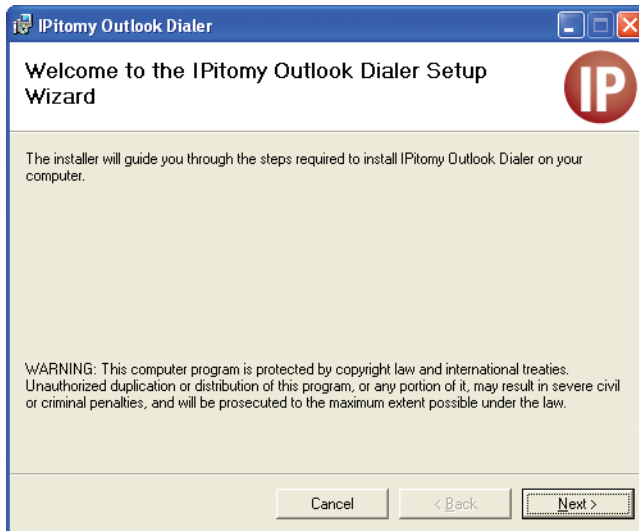


IPitomy Outlook Dialer Quick Start Guide

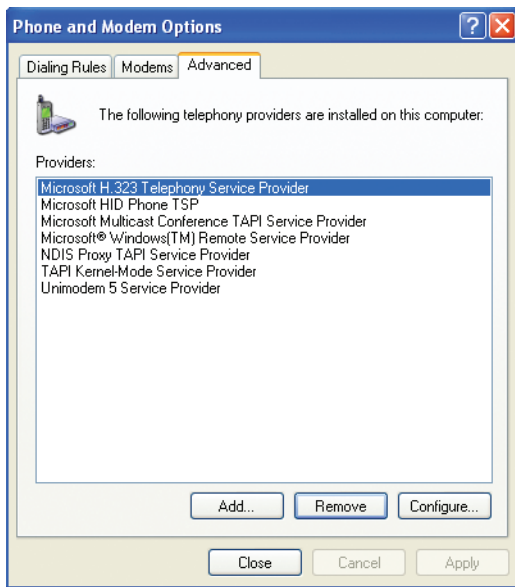
IPitomy allows you to click to dial from Outlook or any other TAPI compliant contact management system. To call someone from your contacts in Outlook, just click dial and the number is dialed.

How to configure & use the Outlook Dialer

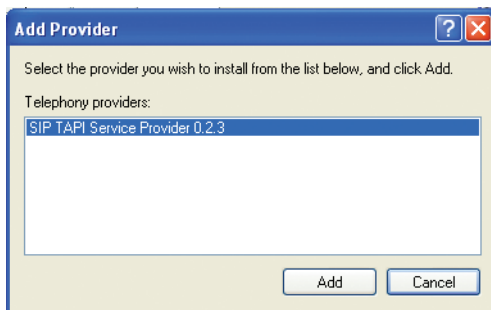
- 1) Run the provided installer (download and install the .net framework if needed).



- 2) Go to Start > Settings > Control Panel.
- 3) Open Phones and Modems.
- 4) Click on advanced.
- 5) Click Add.



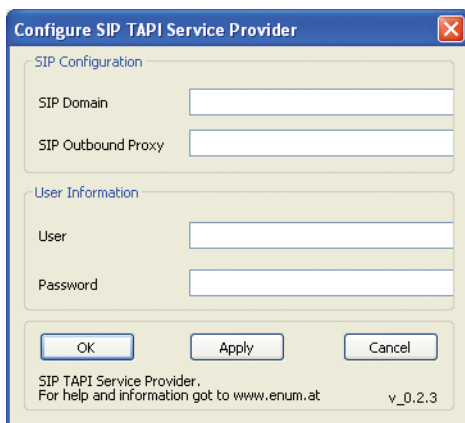
6) Add the SIP TAPI Device.



7) Once added click the configure button for this device.

8) Under SIP Domain add the IP address of the PBX.

9) Add the username and sip password for the associated extension.



10) Open Outlook and open contacts (from here any contacts can be dialed).

11) When dialed from Outlook the phone associated with this extension will ring. Once the phone is answered the call will be placed.